

Push-pull heat recovery unit with Wi-Fi module

# HRU-WALL-WI



## Description

HRU-WALL-WI model ductless heat recovery unit comes equipped with a Wi-Fi module. Its basic parameters, including max. heat recovery 82%, airflow rate 60 m<sup>3</sup>/h, and low sound power level 38 dB (A), are identical to those of the HRU-WALL units.

Methods for pairing devices and controlling them are different. With the addition of a Wi-Fi module, the device can be connected to a local wireless network and controlled by the app within the same network. Moreover, the app allows the pairing of devices by assigning two or more heat recovery units to a group. It is possible to have many groups so that 1 application can serve all HRV units in a building.

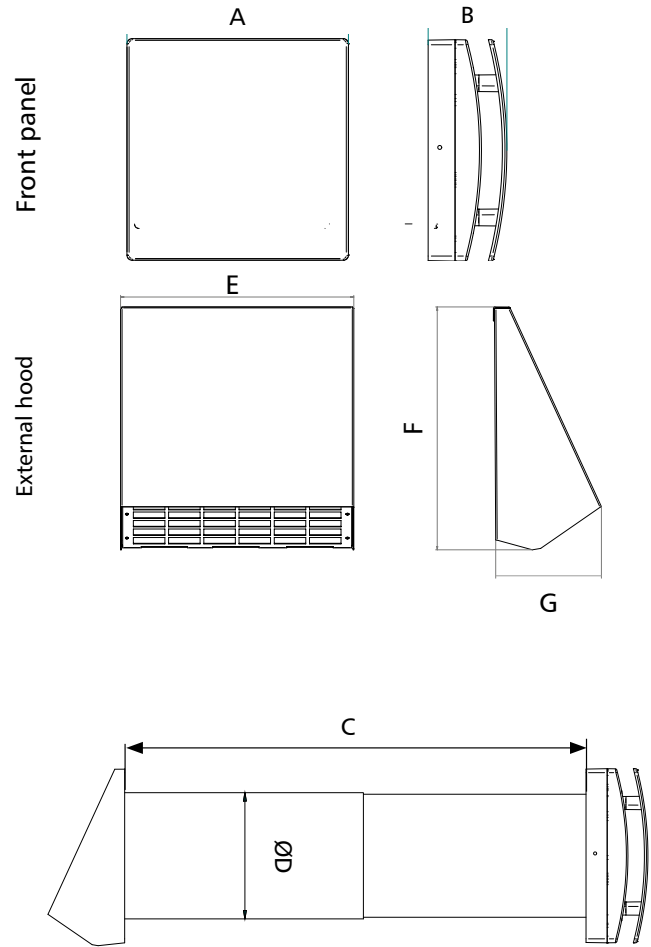
A temperature sensor and relative humidity sensor are built into the HRU-WALL-WI, and the app displays their values.

**Product code example**

Product code: **HRU-WALL-WI - 150 - 60**

type	_____
diameter	_____
capacity	_____

## Dimensions




## Table dimensions

HRU-WALL-WI-150-60	
Dimension A	218
Dimension B	51
Dimension C	300-570
Dimension D	159
Dimension E	255
Dimension F	255
Dimension G	130

Push-pull heat recovery unit with Wi-Fi module

# HRU-WALL-WI

## Design of the single-room heat recovery unit



**Note!**  
Power cord is not included.

### Intended use

Single-room heat recovery ventilation is most effective when two units are mounted in two opposite rooms, both units assigned to the same group in the application. The above configuration allows devices to be synchronized for alternate operation (while one unit supplies air, the other extracts). Synchronization is completely wireless (WiFi), which minimizes installation costs.

Example temperature values for the 2nd air supply speed

Indoor temp. [°C]	Outdoor temp. [°C]	Air supply temp. [°C]
20	0	17.4
20	-10	16.1
20	-20	14.8

\*Supply air temperature measured at the 2nd speed

# Push-pull heat recovery unit with Wi-Fi module HRU-WALL-WI

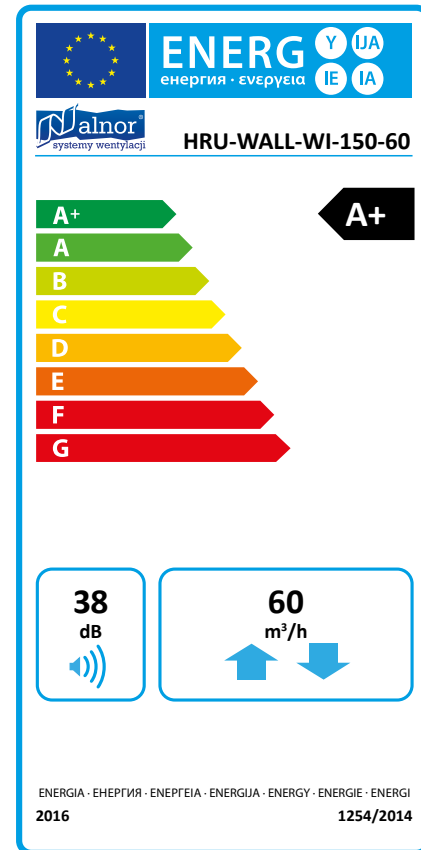
## Control

The HRU-WALL-WI unit can be controlled with an Android or iOS phone or tablet. HRU-WALL-CONTR-I wired controller and HRU-WALL-RC IR remote controller are not supported in this version. Through Wi-Fi, all ventilation units are connected to the local network, assigned to groups (rooms) or controlled individually. As with standard controllers, this app allows users to adjust speeds and directions of airflow (heat recovery mode or supply/extract mode only). In addition, you can use the timer (boost for a short period) as well as read the temperature and relative humidity. A statistical distribution of recently measured humidity is also displayed in the app. Control is only possible within the same Wi-Fi network to which the device is connected.



## Energy class

Model	Sound power level [dB]	Air flow rate [m³/h]	Energy class
HRU-WALL-WI-150-60	38	60	A+



## Technical specifications

Type	Air flow rate [m³/h]	Power [W]	Sound pressure [dB(A)] 3 m	Efficiency [%]	Ambient temp. [°C]	Weight [kg]
HRU-WALL-WI-150-60	20/40/60	1.4/2.3/3.8	10/18/26	-20° +50°	74	4.3

Air efficiency measured as per ISO 5801:2008  
Heat recovery efficiency as per EN 13141-8:2011  
Sound level measured as per ISO 3746:2010

## Push-pull heat recovery unit with Wi-Fi module

**HRU-WALL-WI**

Supplier's name or trade mark	ALNOR Systemy Wentylacji		
Model identifier	HRU-WALL-WI-150-60		
Specific energy consumption (SEC) [kWh/(m <sup>2</sup> .a)] (cold, average, warm)	-83,31	-42,11	-18,51
Energy class	A+	A+	E
Declared typology	Bidirectional		
Type of drive	Multi-speed		
Type of heat recovery system	Regenerative		
Thermal efficiency <sup>1</sup> [%]	74,00		
Maximum flow rate [m <sup>3</sup> /h] <sup>2</sup>	60		
Maximum fans' electric power input [W]	3,80		
Sound power level LWA [dB(A)]	38		
Reference flow rate [m <sup>3</sup> /h] <sup>3</sup>	41		
Reference pressure difference [Pa] <sup>4</sup>	10		
SPI [W/m <sup>3</sup> /h] <sup>5</sup>	0,05		
Control factor	0,65		
Declared maximum leakages <sup>6</sup>	External: 1% Internal: NA		
Mixing rate	-		
Position and description of visual filter warning	Alarm displayed in the mobile application		
Internet address for pre-/dis-assembly instructions	<a href="https://www.ventilation-alnor.co.uk/">https://www.ventilation-alnor.co.uk/</a>		
The annual electricity consumption (AEC) [kWh/a]	0,39	0,39	0,39
The annual heating saved (AHS) [kWh/a]	84,28	43,08	19,48

1: According to EN 13141-7:2010

2: According to EN 13141-7:2010 with at pressure difference 100Pa

3: According to EN 13141-7:2010 at 70% of maximum flow at static pressure difference 50Pa

4: According to EN 13141-7:2010

5: According to EN 13141-7:2010 at reference point - 70% of maximum air flow

6: According to EN 13141-7:2010